
























Dauphin Girls Overall Results

Bib	Name	Country	Categ.	Slalom	Tricks	Jump	Overall
1	(54) Straltsova Hanna	BLR 	-14 F	696,43	1000,00	954,92	2651,35
2	(57) Schall Nadine	AUT 	-14 F	1000,00	410,37	864,75	2275,12
3	(47) Lavrijsen Terry	NED 	-14 F	714,29	533,48	1000,00	2247,77
4	(56) Mallwitz Chantal	GER 	-14 F	732,14	658,75		1390,89









Dauphin Boys Overall Results

Bib	Name	Country	Categ.	Slalom	Tricks	Jump	Overall
1	(19) Ativ Nadav	ISR 	-14 M	1000,00	1000,00	947,06	2947,06
2	(55) Kakorych Dzianis	BLR 	-14 M	696,43	997,67	817,65	2511,75
3	(52) Basinski Mikhail	BLR 	-14 M	642,86	842,66	1000,00	2485,52
4	(53) Lukavets Ilya	BLR 	-14 M	580,36	811,19	908,82	2300,37
5	(46) Schermer Helge	GER 	-14 M	714,29	378,79	864,71	1957,79
6	(35) Levy Aviv	ISR 	-14 M	892,86	424,24	600,00	1917,10
7	(59) Hiebenga Pascal	GER 	-14 M	669,64	255,24	641,18	1566,06
8	(34) Israel Hen	ISR 	-14 M	580,36	220,28	705,88	1506,52



Junior Girls Overall Results

Bib	Name	Country	Categ.	Slalom	Tricks	Jump	Overall
1	(43) Kocurova Petra	CZE 	-17 F	696,72	1000,00	980,77	2677,49
2	(33) Dymant Iryna	BLR 	-17 F	557,38	992,82	950,00	2500,20
3	(50) Buzina Anna	RUS 	-17 F	491,80	973,68	1000,00	2465,48
4	(25) Vrablova Zuzana	SVK 	-17 F	811,48	605,26	942,31	2359,05
5	(27) Mazurkiewicz Justyna	POL 	-17 F	762,30	956,94	584,62	2303,86
6	(29) Beraszouskaya Aliaksandra	BLR 	-17 F	573,77	712,92	880,77	2167,46
7	(28) Schall Bianca	AUT 	-17 F	1000,00	157,89	919,23	2077,12
8	(36) Wittenbrock Jana	GER 	-17 F	573,77	86,12	984,62	1644,51
9	(37) Petry Anja	GER 	-17 F	598,36	370,81	653,85	1623,02
10	(48) Madenfrost Alit	ISR 	-17 F	639,34	216,51	684,62	1540,47
11	(49) Arad Dikla	ISR 	-17 F	614,75	285,89	496,15	1396,79









Junior Boys Overall Results

Bib	Name	Country	Categ.	Slalom	Tricks	Jump	Overall
1	(31) Beliakou Herman	BLR 	-17 M	898,31	1000,00	1000,00	2898,31
2	(42) Miketa Jan	CZE 	-17 M	1000,00	254,70	819,82	2074,52
3	(26) Kazek Dawid	POL 	-17 M	542,37	879,70	639,64	2061,71
4	(24) Kramer Ralf	GER 	-17 M	847,46	380,64	777,78	2005,88
5	(32) Vlasau Valery	BLR 	-17 M	593,22	531,95	849,85	1975,02
6	(30) Serzhanin Ivan	BLR 	-17 M	42,37	701,13	753,75	1497,25
7	(16) Hugues Piotr	POL 	-17 M	559,32	40,41	840,84	1440,57
8	(20) Fuchs Joshua	GER 	-17 M	432,20	185,15	456,46	1073,81

Senior 1 Ladies Overall Results

Bib	Name	Country	Categ.	Slalom	Tricks	Jump	Overall
1	(14) Bauer Sabine	GER 	Se1 F	1000,00	1000,00	1000,00	3000,00
2	(6) Bernett Jacqueline	GBR 	Se1 F	463,64	192,31	507,11	1163,06

Senior 1 Men Overall Results

Bib	Name	Country	Categ.	Slalom	Tricks	Jump	Overall
1	(1) Meier Marc-Andre	GER 	Se1 M	1000,00	1000,00	1000,00	3000,00
2	(23) Ganzi Moshe	ISR 	Se1 M	468,09	732,56	825,55	2026,20
3	(9) Brown Jeremy	GBR 	Se1 M	446,81	174,42	996,88	1618,11
4	(12) Hamblin Steven	GBR 	Se1 M	397,16	327,52	676,01	1400,69
5	(4) Schneiders Hilbrand	NED 	Se1 M	35,46	532,95	563,86	1132,27
6	(2) Jettinghof Marcel	NED 	Se1 M	574,47	187,98	355,14	1117,59
7	(7) Byers John	GBR 	Se1 M	382,98	79,46	482,87	945,31
8	(15) Schiewe Rolf	GER 	Se1 M	63,83	381,78	327,10	772,71

Chief Judge
Harry de Laat

Homologator
Jürgen Pauen

Scorer
Heidi Pauen