









### Dauphin Girls Slalom Results

Homologation: World record

Bib	Name	Country	Categ.	Preliminary	Final	Overall
1	(57) Schall Nadine	AUT 	-14 F	2,00/55/13.00	2,00/55/14.25	1000,00
2	(56) Mallwitz Chantal	GER 	-14 F	4,00/55/18.25	5,00/55/18.25	732,14
3	(47) Lavrijsen Terry	NED 	-14 F	4,00/55/18.25	4,50/52	714,29
4	(54) Straltsova Hanna	BLR 	-14 F	3,00/55/18.25	4,25/52	696,43



### Dauphin Girls Tricks Results

Homologation: World record

Bib	Name	Country	Categ.	Preliminary	Final	Overall
1	(54) Straltsova Hanna	BLR 	-14 F	3720	4630	1000,00
2	(56) Mallwitz Chantal	GER 	-14 F	2830	3050	658,75
3	(47) Lavrijsen Terry	NED 	-14 F	2470	2470	533,48
4	(57) Schall Nadine	AUT 	-14 F	1900	1870	410,37











### Dauphin Girls Jump Results

Homologation: World record

Bib	Name	Country	Categ.	Preliminary	Final	Overall
1	(47) Lavrijsen Terry	NED 	-14 F	22,8m	24,4m	1000,00
2	(54) Straltsova Hanna	BLR 	-14 F	21,8m	23,3m	954,92
3	(57) Schall Nadine	AUT 	-14 F	21,1m	20,0m	864,75
4	(56) Mallwitz Chantal	GER 	-14 F	0,0m		









## Dauphin Boys Slalom Results

Homologation: World record

Bib	Name	Country	Categ.	Preliminary	Final	Overall
1	(19) Ativ Nadav	ISR 	-14 M	1,00/58/13.00	2,00/58/13.00	1000,00
2	(46) Schermer Helge	GER 	-14 M	4,00/58/18.25	3,00/58/18.25	714,29
3	(55) Kakorych Dzianis	BLR 	-14 M	3,00/58/18.25	2,00/58/18.25	696,43
4	(35) Levy Aviv	ISR 	-14 M	2,00/58/14.25	1,25/58/18.25	892,86
5	(58) Fletcher Solomon	GBR 	-14 M	5,00/58/18.25	1,50/55/18.25	732,14
6	(59) Hiebenga Pascal	GER 	-14 M	1,50/58/18.25		669,64
7	(52) Basinski Mikhail	BLR 	-14 M	6,00/55/18.25		642,86
8	(34) Israel Hen	ISR 	-14 M	2,50/55/18.25		580,36
8	(53) Lukavets Ilya	BLR 	-14 M	2,50/55/18.25		580,36
10	(60) Bradbury Marc	GBR 	-14 M	3,00/52		482,14









## Dauphin Boys Tricks Results

Homologation: World record

Bib	Name	Country	Categ.	Preliminary	Final	Overall
1	(55) Kakorych Dzianis	BLR 	-14 M	8560	7610	997,67
2	(19) Ativ Nadav	ISR 	-14 M	8580	7540	1000,00
3	(52) Basinski Mikhail	BLR 	-14 M	5810	7230	842,66
4	(53) Lukavets Ilya	BLR 	-14 M	6050	6960	811,19
5	(35) Levy Aviv	ISR 	-14 M	3640	2000	424,24
6	(46) Schermer Helge	GER 	-14 M	3250		378,79
7	(59) Hiebenga Pascal	GER 	-14 M	2190		255,24
8	(34) Israel Hen	ISR 	-14 M	1890		220,28













## Dauphin Boys Jump Results

Homologation: World record

Bib	Name	Country	Categ.	Preliminary	Final	Overall
1	(52) Basinski Mikhail	BLR 	-14 M	33,3m	34,0m	1000,00
2	(19) Ativ Nadav	ISR 	-14 M	30,5m	32,2m	947,06
3	(53) Lukavets Ilya	BLR 	-14 M	30,6m	30,9m	908,82
4	(46) Schermer Helge	GER 	-14 M	29,2m	29,4m	864,71
5	(55) Kakorych Dzianis	BLR 	-14 M	26,8m	27,8m	817,65
6	(34) Israel Hen	ISR 	-14 M	24,0m		705,88
7	(59) Hiebenga Pascal	GER 	-14 M	21,8m		641,18
8	(35) Levy Aviv	ISR 	-14 M	20,4m		600,00












## Junior Girls Slalom Results

Homologation: World record

Bib	Name	Country	Categ.	Preliminary	Final	Overall
1	(28) Schall Bianca	AUT 	-17 F	1,00/55/11.25	1,00/55/12.00	1000,00
2	(27) Mazurkiewicz Justyna	POL 	-17 F	1,50/55/14.25	4,50/55/14.25	762,30
3	(48) Madenfrost Alit	ISR 	-17 F	3,00/55/16.00	5,00/55/18.25	639,34
4	(49) Arad Dikla	ISR 	-17 F	1,50/55/16.00	4,00/55/18.25	614,75
5	(25) Vrablova Zuzana	SVK 	-17 F	1,50/55/13.00	3,00/55/18.25	811,48
6	(43) Kocurova Petra	CZE 	-17 F	0,50/55/14.25	3,00/55/18.25	696,72
7	(37) Petry Anja	GER 	-17 F	0,50/55/16.00		598,36
8	(29) Beraszouskaya Aliaksandra	BLR 	-17 F	5,00/55/18.25		573,77
8	(36) Wittenbrock Jana	GER 	-17 F	5,00/55/18.25		573,77
10	(33) Dymant Iryna	BLR 	-17 F	4,00/55/18.25		557,38
11	(39) Lambert Charlotte	GBR 	-17 F	2,00/55/18.25		524,59
12	(50) Buzina Anna	RUS 	-17 F	6,00/52		491,80













## Junior Girls Tricks Results

Homologation: World record

Bib	Name	Country	Categ.	Preliminary	Final	Overall
1	(43) Kocurova Petra	CZE 	-17 F	7480	8360	1000,00
2	(33) Dymant Iryna	BLR 	-17 F	7520	8300	992,82
3	(50) Buzina Anna	RUS 	-17 F	7370	8140	973,68
4	(27) Mazurkiewicz Justyna	POL 	-17 F	4290	8000	956,94
5	(29) Beraszouskaya Aliaksandra	BLR 	-17 F	5960	5630	712,92
6	(25) Vrablova Zuzana	SVK 	-17 F	5060	4690	605,26
7	(37) Petry Anja	GER 	-17 F	3100		370,81
8	(49) Arad Dikla	ISR 	-17 F	2390		285,89
9	(48) Madenfrost Alit	ISR 	-17 F	1810		216,51
10	(28) Schall Bianca	AUT 	-17 F	1320		157,89
11	(36) Wittenbrock Jana	GER 	-17 F	720		86,12












## Junior Girls Jump Results

Homologation: World record

Bib	Name	Country	Categ.	Preliminary	Final	Overall
1	(50) Buzina Anna	RUS 	-17 F	30,1m	31,0m	1000,00
2	(36) Wittenbrock Jana	GER 	-17 F	30,4m	30,6m	984,62
3	(43) Kocurova Petra	CZE 	-17 F	28,8m	30,5m	980,77
4	(25) Vrablova Zuzana	SVK 	-17 F	29,2m	29,5m	942,31
5	(33) Dymant Iryna	BLR 	-17 F	29,7m	29,2m	950,00
6	(28) Schall Bianca	AUT 	-17 F	28,9m	28,7m	919,23
7	(29) Beraszouskaya Aliaksandra	BLR 	-17 F	27,9m		880,77
8	(41) Roberts Sara	GBR 	-17 F	25,2m		776,92
9	(48) Madenfrost Alit	ISR 	-17 F	22,8m		684,62
10	(37) Petry Anja	GER 	-17 F	22,0m		653,85
11	(27) Mazurkiewicz Justyna	POL 	-17 F	20,2m		584,62
12	(49) Arad Dikla	ISR 	-17 F	17,9m		496,15











## Junior Boys Slalom Results

Homologation: World record

Bib	Name	Country	Categ.	Preliminary	Final	Overall
1	(31) Beliakou Herman	BLR 	-17 M	2,00/58/13.00	5,00/58/13.00	898,31
2	(24) Kramer Ralf	GER 	-17 M	4,50/58/14.25	2,00/58/13.00	847,46
3	(17) Marcincin Richard	SVK 	-17 M	1,00/58/13.00	4,00/58/14.25	830,51
4	(42) Miketa Jan	CZE 	-17 M	5,00/58/12.00	5,00/58/18.25	1000,00
5	(32) Vlasau Valery	BLR 	-17 M	5,00/58/18.25	2,25/58/18.25	593,22
6	(40) Taylor Nathan	GBR 	-17 M	4,00/58/18.25	2,00/58/18.25	576,27
7	(16) Hugues Piotr	POL 	-17 M	3,00/58/18.25		559,32
8	(26) Kazek Dawid	POL 	-17 M	2,00/58/18.25		542,37
9	(20) Fuchs Joshua	GER 	-17 M	1,50/55/18.25		432,20
10	(51) Slimak Nir	ISR 	-17 M	4,00/52		67,80
11	(30) Serzhanin Ivan	BLR 	-17 M	2,50/52		42,37









## Junior Boys Tricks Results

Homologation: World record

Bib	Name	Country	Categ.	Preliminary	Final	Overall
1	(31) Beliakou Herman	BLR 	-17 M	6110	10640	1000,00
2	(26) Kazek Dawid	POL 	-17 M	9360	7490	879,70
3	(32) Vlasau Valery	BLR 	-17 M	5660	5360	531,95
4	(24) Kramer Ralf	GER 	-17 M	4050	2230	380,64
5	(30) Serzhanin Ivan	BLR 	-17 M	7460	2160	701,13
6	(51) Slimak Nir	ISR 	-17 M	3260		306,39
7	(17) Marcincin Richard	SVK 	-17 M	2960		278,20
8	(42) Miketa Jan	CZE 	-17 M	2710		254,70
9	(20) Fuchs Joshua	GER 	-17 M	1970		185,15
10	(16) Hugues Piotr	POL 	-17 M	430		40,41

## Junior Boys Jump Results

Homologation: World record

Bib	Name	Country	Categ.	Preliminary	Final	Overall
1	(31) Beliakou Herman	BLR 	-17 M	43,3m	42,7m	1000,00
2	(32) Vlasau Valery	BLR 	-17 M	36,6m	38,3m	849,85
3	(42) Miketa Jan	CZE 	-17 M	37,3m	37,3m	819,82
4	(16) Hugues Piotr	POL 	-17 M	38,0m	37,0m	840,84
5	(24) Kramer Ralf	GER 	-17 M	35,9m	0,0m	777,78
6	(30) Serzhanin Ivan	BLR 	-17 M	35,1m		753,75
7	(26) Kazek Dawid	POL 	-17 M	31,3m		639,64
8	(20) Fuchs Joshua	GER 	-17 M	25,2m		456,46

### Senior 1 Ladies Slalom Results

Homologation: World record

Bib	Name	Country	Categ.	Preliminary	Final	Overall
1 (14)	Bauer Sabine	GER 	Se1 F	1,00/55/11.25	6,00/55/14.25	1000,00
2 (6)	Bernett Jacqueline	GBR 	Se1 F	1,50/55/18.25	4,00/52	463,64
3 (38)	Frideman Naomi	ISR 	Se1 F	5,00/49	2,50/46	309,09

### Senior 1 Ladies Tricks Results

Homologation: World record

Bib	Name	Country	Categ.	Preliminary	Final	Overall
1 (14)	Bauer Sabine	GER 	Se1 F	4680	4610	1000,00
2 (6)	Bernett Jacqueline	GBR 	Se1 F	900	900	192,31













### Senior 1 Ladies Jump Results

Homologation: World record

Bib	Name	Country	Categ.	Preliminary	Final	Overall
1 (14)	Bauer Sabine	GER 	Se1 F	23,9m	26,1m	1000,00
2 (6)	Bernett Jacqueline	GBR 	Se1 F	12,6m	15,7m	507,11











## Senior 1 Men Slalom Results

Homologation: World record

Bib	Name	Country	Categ.	Preliminary	Final	Overall
1	(1) Meier Marc-Andre	GER 	Se1 M	4,50/55/10.25	1,00/55/10.25	1000,00
2	(8) Farley Aaron	GBR 	Se1 M	0,50/55/11.25	3,00/55/13.00	773,05
3	(2) Jettinghof Marcel	NED 	Se1 M	4,50/55/14.25	3,00/55/14.25	574,47
4	(23) Ganzi Moshe	ISR 	Se1 M	2,50/55/16.00	3,00/55/16.00	468,09
5	(9) Brown Jeremy	GBR 	Se1 M	5,00/55/18.25	1,50/55/16.00	446,81
6	(3) Moverman Alon	ISR 	Se1 M	5,50/55/14.25	4,00/52	588,65
7	(12) Hamblin Steven	GBR 	Se1 M	4,00/55/18.25		397,16
8	(7) Byers John	GBR 	Se1 M	3,00/55/18.25		382,98
9	(5) De Leijer Joost	NED 	Se1 M	5,00/46		70,92
10	(15) Schiewe Rolf	GER 	Se1 M	4,50/46		63,83
11	(22) Fridman Erez	ISR 	Se1 M	3,00/46		42,55
12	(4) Schneiders Hilbrand	NED 	Se1 M	2,50/46		35,46









## Senior 1 Men Tricks Results

Homologation: World record

Bib	Name	Country	Categ.	Preliminary	Final	Overall
1	(1) Meier Marc-Andre	GER 	Se1 M	4810	5160	1000,00
2	(23) Ganzi Moshe	ISR 	Se1 M	3600	3780	732,56
3	(21) Gilboa Eliezer	ISR 	Se1 M	2330	3000	581,40
4	(4) Schneiders Hilbrand	NED 	Se1 M	2390	2750	532,95
5	(8) Farley Aaron	GBR 	Se1 M	1990	2290	443,80
6	(15) Schiewe Rolf	GER 	Se1 M	1970		381,78
7	(12) Hamblin Steven	GBR 	Se1 M	1690		327,52
8	(2) Jettinghof Marcel	NED 	Se1 M	970		187,98
9	(9) Brown Jeremy	GBR 	Se1 M	900		174,42
10	(7) Byers John	GBR 	Se1 M	410		79,46

## Senior 1 Men Jump Results

Homologation: World record

Bib	Name	Country	Categ.	Preliminary	Final	Overall
1	(1) Meier Marc-Andre	GER 	Se1 M	40,4m	42,1m	1000,00
2	(9) Brown Jeremy	GBR 	Se1 M	40,7m	42,0m	996,88
3	(23) Ganzi Moshe	ISR 	Se1 M	33,7m	36,5m	825,55
4	(12) Hamblin Steven	GBR 	Se1 M	30,4m	31,7m	676,01
5	(4) Schneiders Hilbrand	NED 	Se1 M	27,0m	28,1m	563,86
6	(7) Byers John	GBR 	Se1 M	25,5m		482,87
7	(2) Jettinghof Marcel	NED 	Se1 M	21,4m		355,14
8	(15) Schiewe Rolf	GER 	Se1 M	20,5m		327,10

Chief Judge  
Harry de Laet



Gali



Homologator  
Jürgen Pauen



אורנה

Scorer  
Heidi Pauen

